

13245

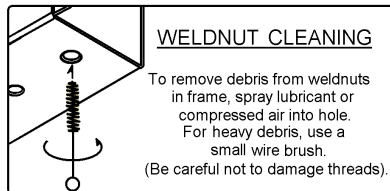
## JEEP LIBERTY

10/20/09

GROSS LOAD CAPACITY WHEN USED AS A WEIGHT CARRYING HITCH: 5,000 LBS. TRAILER WEIGHT & 500 LBS. TONGUE WEIGHT.  
 GROSS LOAD CAPACITY WHEN USED AS A WEIGHT DISTRIBUTION HITCH: 7,500 LBS. TRAILER WEIGHT & 750 LBS. TONGUE WEIGHT

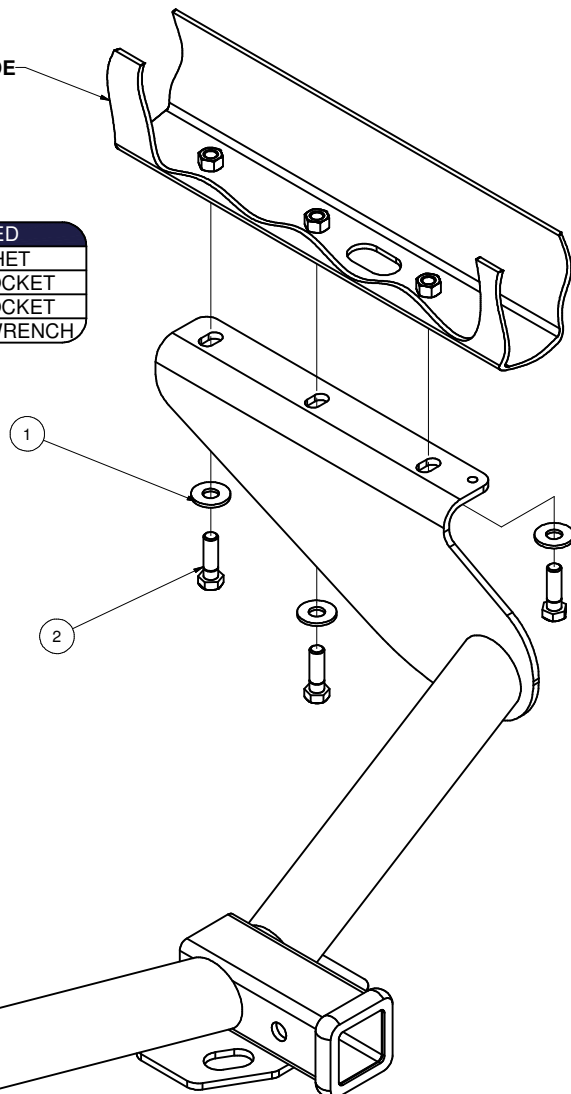
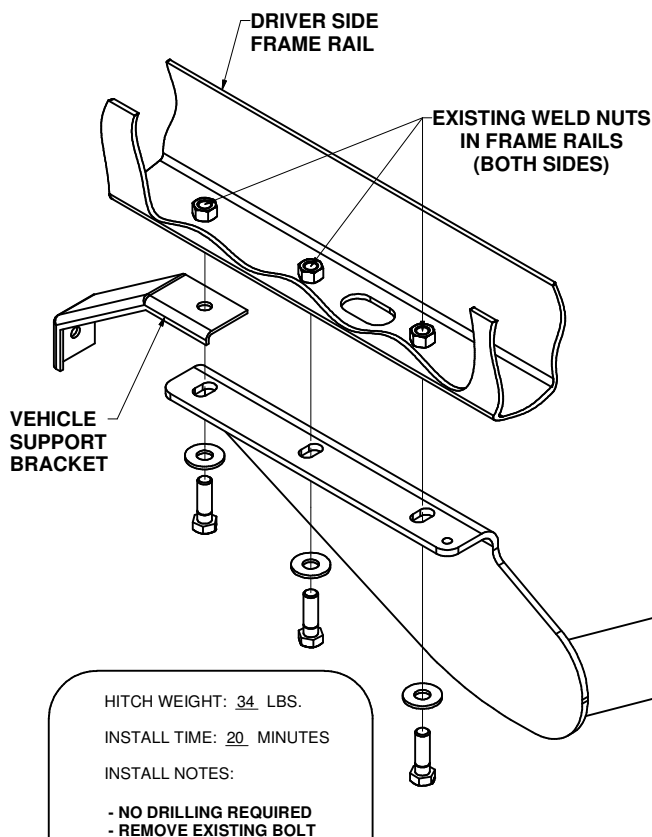
**\*\*\*DO NOT EXCEED VEHICLE MANUFACTURER'S RECOMMENDED TOWING CAPACITY.\*\*\***

Parts List			
ITEM	QTY	PART NUMBER	DESCRIPTION
1	6	1/2"	CONICAL TOOTHED WASHER
2	6	M12-1.75 x 40mm	HEX BOLT



PASSENGER SIDE  
FRAME RAIL

TOOLS REQUIRED	
3/8" DRIVE RATCHET	
18mm 3/8" DRIVE SOCKET	
19mm 3/8" DRIVE SOCKET	
3/8" DRIVE TORQUE WRENCH	



## INSTALLATION STEPS

- 1) Remove bolt from driver's side vehicle support bracket and return to vehicle owner.
- 2) Raise hitch into position.
- 3) Position hitch over frame and support bracket (driver side) and loosely install the supplied fasteners as shown.
- 4) Torque all 12mm fasteners to 59 lb-ft.

**PERIODICALLY CHECK THIS RECEIVER HITCH TO ENSURE THAT ALL FASTENERS ARE TIGHT AND THAT ALL STRUCTURAL COMPONENTS ARE SOUND.**

Curt Manufacturing Inc., warrants this product to be free of defects in material and/or workmanship at the time of retail purchase by the original purchaser. If the product is found to be defective, Curt Manufacturing Inc., may repair or replace the product, at their option, when the product is returned, prepaid, with proof of purchase. Alteration to, misuse of, or improper installation of this product voids the warranty. Curt Manufacturing Inc.'s liability is limited to repair or replacement of products found to be defective, and specifically excludes liability for incidental or consequential loss or damage.